

AVAO BOD CROLL FAST

Patented

ANSI / ASSE : Z359.11 [2014]

(EN) Rope access harness with integrated rope clamp.
 (FR) Harnais d'accès sur corde avec bloqueur CROLL intégré.

⚠ WARNING

Activities involving the use of this equipment are inherently dangerous. You are responsible for your own actions and decisions.

- Before using this equipment, you must:
- Read and understand all Instructions for Use.
 - Get specific training in its proper use.
 - Become acquainted with its capabilities and limitations.
 - Understand and accept the risks involved.



FAILURE TO HEED ANY OF THESE WARNINGS MAY RESULT IN SEVERE INJURY OR DEATH.

Traceability and markings / Traçabilité et marquage

a. Body controlling the manufacture of this PPE
Apave Sudeurope SAS
 BP 193 - 13322 Marseille
 Cedex 16 - France N°0082

b. Certification organisation

c. Traceability: **datamatrix** = product reference + individual number

d. Batch number

e. Individual number
 00 000 AA 0000

f. Year of manufacture

g. Day of manufacture

h. Control or name of inspector

i. Incrementation

j. Standards :

k. Carefully read the instructions for use

l. Model identification

l. AVAO BOD CROLL FAST

k. PETZL

j. Fall arrest

i. Positioning

b. CLASSIFIED C UL US 45 YF

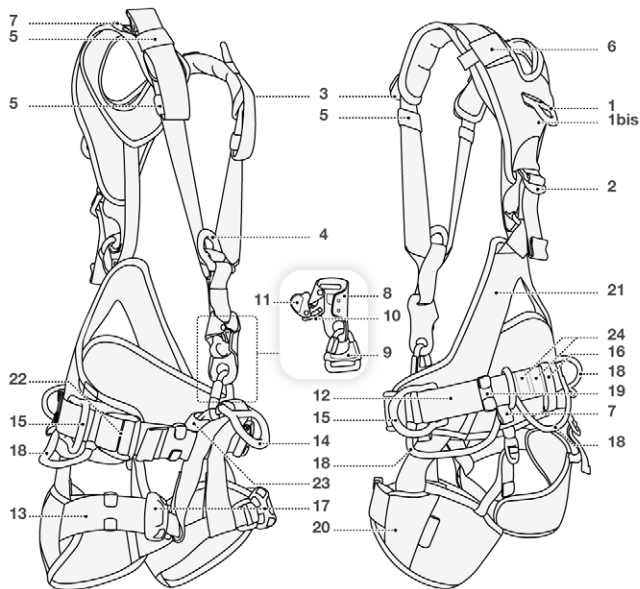
ANSI Z359.11 [2014]

PETZL
 ZI Cidex 105A
 38920 Croixles
 France
 Tel: +33-(0)4 76 92 09 00
PETZL.COM

ISO 900
 © Petzl
 Made in
 Romania

1. Field of application (text part)
Champ d'application (partie texte)

2. Nomenclature
Nomenclature

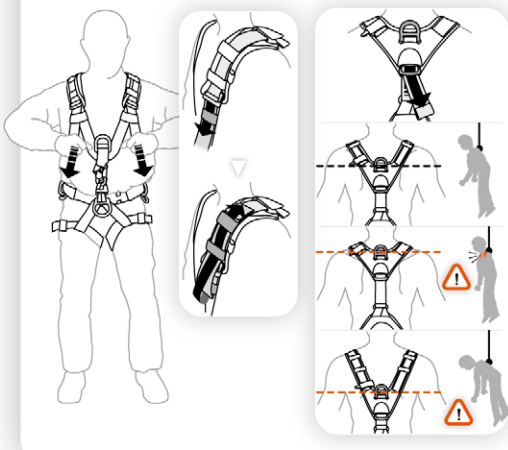
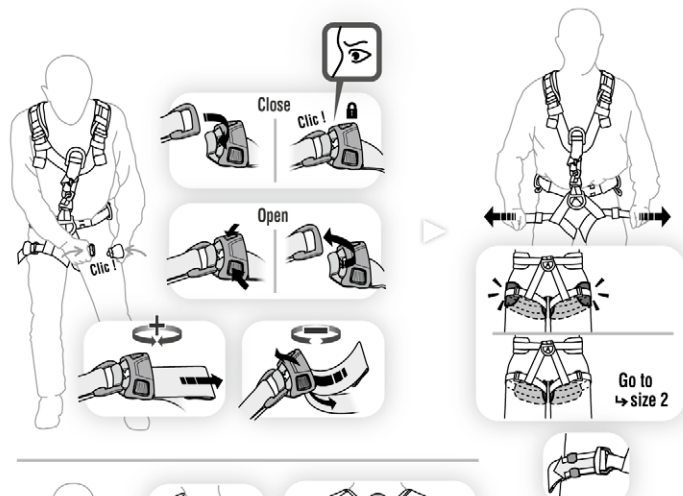
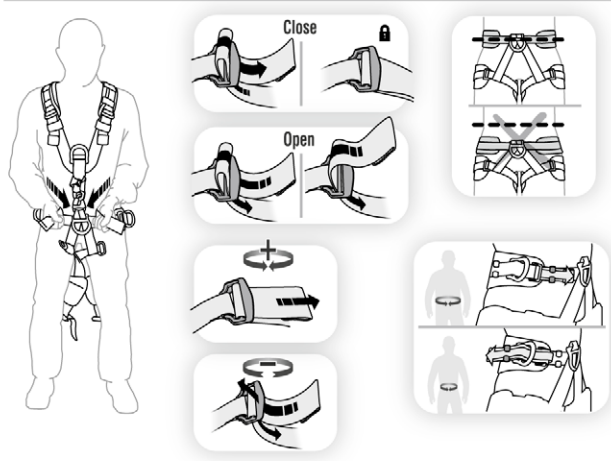
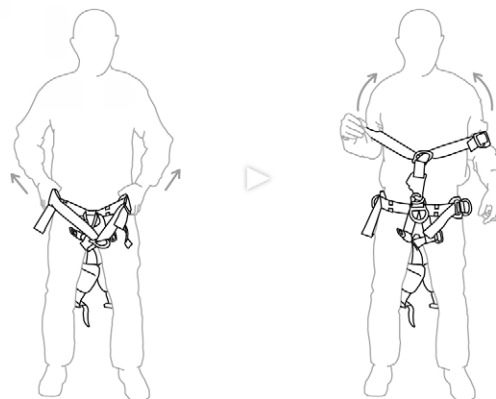


3. Inspection, points to verify
Contrôle, points à vérifier

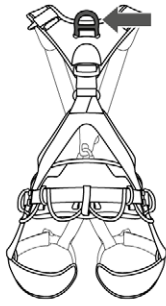


4. Compatibility
Compatibilité

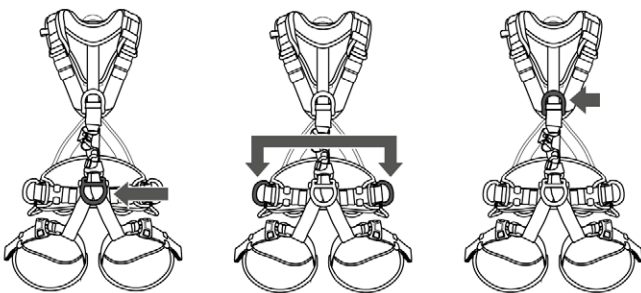
5. How to put the harness on
Mise en place du harnais



6. Fall arrest
Antichute

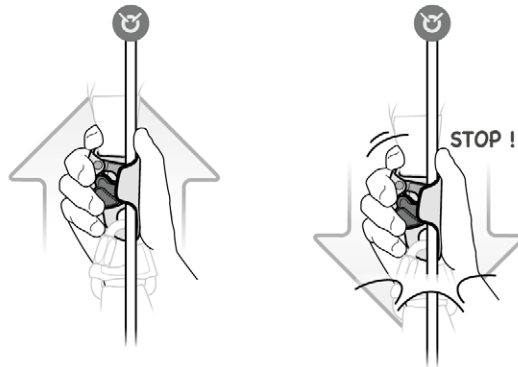


7. Positioning and restraint
Positionnement et retenue

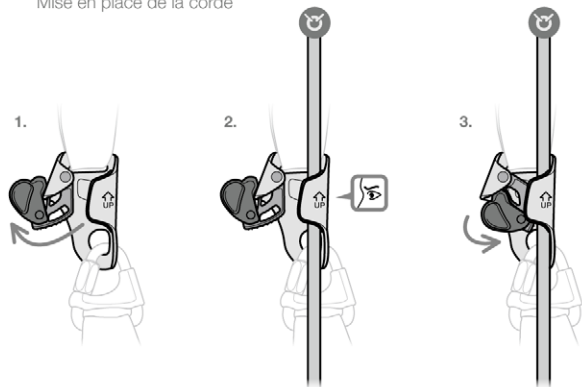


8. CROLL ventral rope clamp
Bloqueur ventral: CROLL


Function principle and test
Principe et test de fonctionnement



Installing and removing the rope
Mise en place de la corde



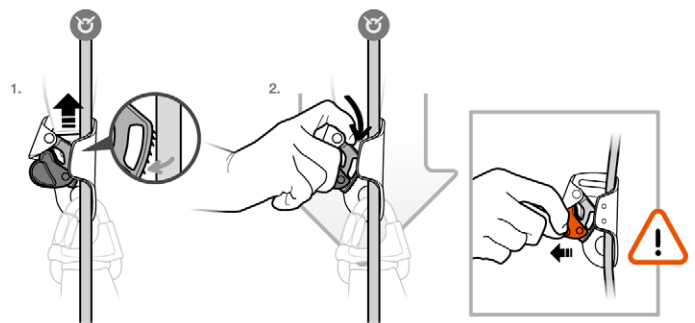
Rope ascending
Remontée sur corde



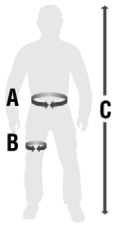
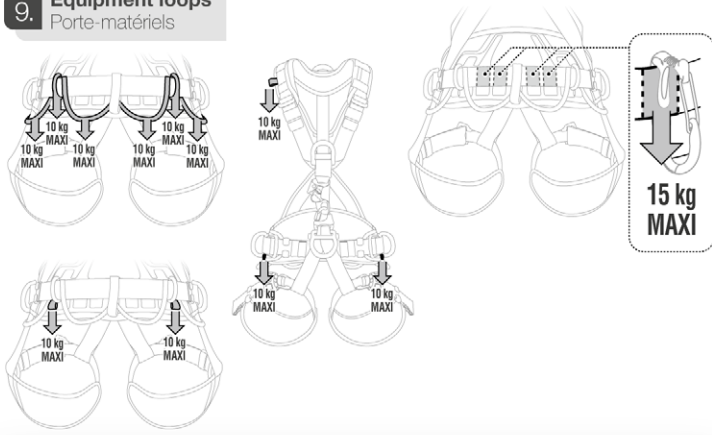
Angled traverse situation
Cas de traversée en oblique



Short rope descent
Courte descente

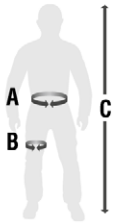


9. Equipment loops
Porte-matériels



Taille 0

A	B	C
60 - 90 cm 23,5 - 35,5 inch	45 - 65 cm 18 - 25,5 inch	160 - 180 cm 63 - 71 inch



Taille 1

A	B	C
70 - 110 cm 27,5 - 43 inch	45 - 65 cm 18 - 25,5 inch	165 - 185 cm 65 - 73 inch

10. ANSI additional information (text part)
Informations complémentaires ANSI (partie texte)

11. Additional information
Informations complémentaires

A. Lifetime / Durée de vie

Serial n°
00 XXX XX XXXX + 10 years
ans

B. Markings
Marquage



C. Acceptable T°
T° tolérées

+ 80°C / + 176°F
- 40°C / - 40°F

D. Precautions for use / Précautions d'usage



etc...

E. Cleaning - Disinfection / Nettoyage - Désinfection



+ 30°C maxi.
+ 86°F maxi.



F. Drying / Séchage

+ 30°C maxi.
+ 86°F maxi.



G. Storage - Transport
Stockage - transport

+ 30°C / + 86°F
+ 10°C / + 50°F



H. Modifications - Repairs
Modifications - Réparations



→ Petzi

I. FAQ - Contact
Questions - Contact



→ petzi.com

